



IMMOKALEE
WATER & SEWER
DISTRICT

A high-speed photograph of a single water droplet falling into a pool of water. The droplet is captured mid-fall, just above the surface, creating a series of concentric ripples that spread outwards. The background is a dark, textured brown.

2019 QUALITY
ON TAP REPORT



1020 Sanitation Road
Immokalee, FL 34142
239-658-3630
www.iw-sd.com

2019 Quality on Tap Report Immokalee Water & Sewer District

Este informe contiene información muy importante sobre su agua de beber. Por favor llame (239) 658-3630 para ayuda en traducir o entender este informe.

Rapò sa a gen enfòmasyon trè enpòtan sou dlo ou bwè. Tanpri rele (239) 658-3630 pou èd nan tradwi oswa konprann rapò sa a.

We are very pleased to present the Annual Water Quality Report. Our goal is and always has been, to provide our customers a plentiful supply of the highest quality water. We want you to understand the efforts we make to continually improve the water treatment process and protect our water resources. We are committed to ensuring the quality of your water.

Our water source is groundwater from field wells. Our wells draw from the Lower Tamiami, Hawthorn, and Sandstone Aquifers. In 2019, the Department of Environmental Protection performed a Source Water Assessment on our system. The assessment was conducted to provide information about any potential sources of contamination in the vicinity of our wells. There are fourteen unique potential sources of contamination identified for this system. These range from moderate susceptibility levels (underground fuel tanks), to low susceptibility levels, which include an injection well and wastewater plant. The assessment results are available on the FDEP Source Water Assessment and Protection Program website at www.dep.state.fl.us/swapp. Our water is treated with aeration for odor control, the pH is adjusted and is disinfected using chlorine and ammonia. We also fluoridate the water for dental health purposes.

Immokalee Water & Sewer District routinely monitors for contaminants in your drinking water according to Federal and State laws, rules and regulations. Except where indicated otherwise, this report is based on the results of our monitoring for the period, of January 1st to December 31st 2019. Data obtained before January 1, 2019, and presented in this report are from the most recent testing done in accordance with the laws, rules, and regulations.

We are pleased to report that our drinking water meets all federal and state requirements. If you have any questions about this report or concerning your water utility, please contact the Executive Director, Sarah Catala or the Water Treatment Plant Supervisor, James Jean-Louis at (239) 658-3630.

We want our valued customers and community to be informed about their water utility. Our governing body is an appointed Board of Commissioners, which meets the third Wednesday of every month at 4:30 p.m. in our Board Room, located at 1020 Sanitation Road, Immokalee.

Terms and Abbreviations

In the table below, you may find unfamiliar terms and abbreviations. To help you better understand these terms, we've provided the following definitions:

Maximum Contaminant Level or MCL: The highest level of a contaminant that is allowed in drinking water. MCLs are set as close to the MCLGs as feasible using the best available treatment technology

Maximum Contaminant Level Goal or MCLG: The level of a contaminant in drinking water below which there is no known or expected risk to health. MCLGs allow for a margin of safety.

Maximum residual disinfectant level or MRDL: The highest level of a disinfectant allowed in drinking water. There is convincing evidence that addition of a disinfectant is necessary for control of microbial contaminants.

Maximum residual disinfectant level goal or MRDLG: The level of a drinking water disinfectant below which there is no known or expected risk to health. MRDLGs do not reflect the benefits of the use of disinfectants to control microbial contaminants.

Action Level (AL): The concentration of a contaminant which, if exceeded, triggers treatment or other requirements that a water system must follow.

Treatment Technique (TT): A required process intended to reduce the level of a contaminant in drinking water.

"ND" means not detected and indicates that the substance was not found by laboratory analysis.

Parts per million (ppm) or Milligrams per liter (mg/l): One part by weight of analyte to 1 million parts by weight of the water sample.

Parts per billion (ppb) or Micrograms per liter (ug/l): One part by weight of analyte to 1 billion parts by weight of the water sample.

Picocurie per liter (pCi/L): Measure of the radioactivity in water.

EPA requires monitoring of over 80 drinking water contaminants. Those contaminants listed in the table below are the only contaminants detected in your drinking water.

If present, elevated levels of lead can cause serious health problems, especially for pregnant women and young children. Lead in drinking water is primarily from materials and components associated with service lines and home plumbing. Immokalee Water and Sewer District is responsible for providing high quality drinking water, but cannot control the variety of materials used in plumbing components. When your water has been sitting for several hours, you can minimize the potential for lead exposure by flushing your tap for 30 seconds to 2 minutes before using water for drinking or cooking. If you are concerned about lead in your water, you may wish to have your water tested. Information on lead in drinking water, testing methods, and steps you can take to minimize exposure is available from the Safe Drinking Water Hotline or at <http://www.epa.gov/safewater/lead>

WATER QUALITY TESTING RESULTS

Microbiological Contaminants

Contaminant and Unit of Measurement	Dates of sampling (mo/yr)	TT Violation	Result	MCLG	TT	Likely Source of Contamination
1. Total Coliform Bacteria	01/19 10/19	Y	Positive	N/A	For systems taking fewer than 40 samples (including routine and repeat samples) per month, the PWS has two or more TC+ samples in the same month	Naturally present in the environment
Contaminant	Dates of Sampling (mo/yr)	MCL violation Y/N	Total number of Positive Samples for the Year	MCLG	MCL	Likely source of Contamination
2. E. Coli	10/19	N	1	0	Routine and repeat samples are total coliform positive and E. coli positive or system.	Human and animal fecal waste

During the past year, we were required to conduct one Level 1 assessment. This was due to the facility not completing the required repeat samples after a positive Total Coliform occurrence. One Level 1 assessment was completed. Additionally, we undertook five (5) corrective actions and can report that all actions are completed.

- **Total Coliform Bacteria.** Coliforms are bacteria that are naturally present in the environment and are used as an indicator that other, potentially harmful, waterborne pathogens may be present or that a potential pathway exists through which contamination may enter the drinking water distribution system. We found coliforms indicating the need to look for potential problems in water treatment or distribution. When this occurs, we are required to conduct assessment(s) to identify problems and to correct any problems that were found during these assessments.

During the past year, one Level 2 assessment was required to be completed for our water system due to a positive E.Coli sample which would be the second Level 1 TT trigger within a rolling 12-month period. The Level 2 assessment was completed. As a result, we undertook three (3) corrective actions and can report that all actions are completed.

- **E. coli** are bacteria whose presence indicates that the water may be contaminated with human or animal wastes. Human pathogens in these wastes can cause short-term effects, such as diarrhea, cramps, nausea, headaches, or other symptoms. They may pose a greater health risk for infants, young children, the elderly, and people with severely compromised immune systems. We found *E. coli* bacteria, indicating the need to look for potential problems in water treatment or distribution. When this occurs, we are required to conduct assessment(s) to identify problems and to correct any problems that were found during these assessments.

Stage 1 Disinfectants and Disinfection By-Products

For bromate, chloramines, or chlorine, the level detected is the the highest running annual average (RAA), computed quarterly, of monthly averages of all samples collected. The range of results is the range of results of all the individual samples collected during the past year.

Disinfectant or Contaminant and Unit of Measurement	Dates of sampling (mo/yr)	MCL or MRDL Violation Y/N	Level Detected	Range of Results	MCLG or MRDLG	MCL or MRDL	Likely Source of Contamination
Chlorine and Chloramines (ppm)	Monthly	N	2.8	0.8-4.2	MRDLG = 4	MRDL = 4.0	Water additive used to control microbes

Stage 2 Disinfectants and Disinfection By-Products

Contaminant and Unit of Measurement	Dates of sampling (mo/yr)	MCL Violation (Y/N)	Level Detected	Range of Results	MCLG	MCL	Likely Source of Contamination
Haloacetic Acids (HAA5) (ppb)	06/19,09/19	N	23.495	7.89-39.1	N/A	60	By-product of drinking water disinfection

Total Trihalomethanes (TTHM) (ppb)	06/19,09/19	N	5.975	5.25-6.70	N/A	80	By-product of drinking water disinfection
Contaminant and Unit of Measurement	Dates of sampling (mo./yr.)	AL Exceeded (Y/N)	90th Percentile Result	No. of sampling sites exceeding the AL	MCLG	AL (Action Level)	Likely Source of Contamination

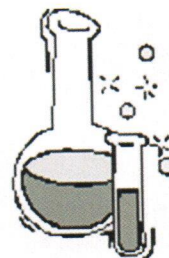
Lead and Copper (Tap Water)

Copper (tap water) (ppm)	09/17-10/17	N	.339	0	1.3	1.3	Corrosion of household plumbing systems; erosion of natural deposits; leaching from wood preservatives
Lead (tap water) (ppb)	09/17-10/17	N	1	0	0	15	Corrosion of household plumbing systems, erosion of natural deposits

IWSD monitored for a specific list of Unregulated Contaminants (UCs) during the time period of 2019 as part of a study to help the United States Environmental Protection Agency (EPA) determine the occurrence of UCs in drinking water, and whether or not these contaminants need to be regulated. At present, no health standards (for example, maximum contaminant levels) or likely sources have been established for UCs. However, we are required to publish the detected analytical results of our UC monitoring in our annual water quality report. For the complete list of results, including the non-detected contaminants, contact the Water Treatment Plant Supervisor James Jean-Louis at (239) 658-3630. If you would like more information on the EPA's Unregulated Contaminants Monitoring Rule, please call the Safe Drinking Water Hotline at (800) 426-4791.

Contaminant and unit of Measurement	Dates of sampling (mo/yr)	Level Detected (Average)	Range	Likely source of Contamination
Manganese (ppb)	03/19	22.9	11.4-32.2	Natural occurrence from soil leaching
TOC (ppm)	03/19	5306.6	4660-5870	Naturally present in the environment
Bromide (ppm)	03/19	102.7	61.7-175	Naturally present in the environment
HAA5 (ppb)	03/19	9.015	6.33-11.7	By-product of drinking water disinfection
HAA6BR (ppb)	03/19	2.98	2.43-3.53	By-product of drinking water disinfection
HAA9 (ppb)	03/19	11.73	8.23-15.23	By-product of drinking water disinfection

We test for you!



Sometimes people complain about the color of the water. This is usually caused by iron in the water. This can occur in a home where little water is used or in a school after a weekend or break when there is no water used. This can be cleared up by running the water for a few minutes, until clear water comes out of the faucet.

Below is a table of fourth Unregulated Contaminant Monitoring Rule (UCMR4) parameters that were detected at our water system

** Results in the Level Detected column for radioactive contaminants, inorganic contaminants, synthetic organic contaminants including pesticides and herbicides, and volatile organic contaminants are the highest level detected at any of the three point-of-entry sampling points, and the range is the range of concentrations over all three of the point-of-entry sampling points.

Contaminant and Unit of Measurement	Dates of sampling (mo./yr.)	MCL Violation Y/N	Level Detected**	Range of Results	MCLG	MCL	Likely Source of Contamination
Inorganic Contaminants							
Arsenic (ppb)	07/17	N	6.2	.78-6.2	0	10	Erosion of natural deposits; runoff from orchards; runoff from glass and electronics production wastes
Barium (ppm)	07/17	N	.15	0.002-0.15	2	2	Discharge of drilling wastes; discharge from metal refineries; erosion of natural deposits
Fluoride (ppm)	07/17	N	.7	.1-.7	4	4	Erosion of natural deposits; discharge from fertilizer and aluminum factories. Water additive which promotes strong teeth when at optimum levels between 0.7 and 1.3 ppm.
Lead (point of entry) (ppb)	07/17	N	2.9	0 - 2.9	0	15	Residue from man-made pollution such as auto emissions and paint; lead pipe, casing, and solder
Nitrate (as Nitrogen) (ppm)	05/19	N	.200	.200	10	10	Runoff from fertilizer use; leaching from septic tanks, sewage; erosion of natural deposits
Sodium (ppm)	07/17	N	32.60	13.8-32.60	n/a	160	Salt water intrusion, leaching from soil
Volatile Organic Contaminants							
1,2-Dichloropropane (ppb)	05/19	N	1.29	N/A	0	5	Discharge from industrial chemical factories

Our website is frequently updated in order to provide you with necessary forms, and documents. It includes Board Meeting minutes, rates and fees, and Resolutions that may affect you, as a customer. It also has current and previous years "Quality on Tap" reports. Please visit our website at www.iw-sd.com.



COVID-19 (Coronavirus) Information

IWSD is committed to providing safe, reliable potable water to our customers. We are monitoring advisories regarding COVID-19 and responding accordingly to protect the health and safety of our staff, customers and community.

IWSD has implemented many of the same precautions and safety measures as other organizations. Additional sanitation and disinfection efforts are underway in our buildings and facilities. Our customer lobby is currently closed until further notice, but customers can still use the drive-through lane during regular business hours. We encourage our customers to use the online bill pay and automated phone service to make their payments in a safe and remote environment.

If you need assistance in these payment options, please call our customer service representatives at (239) 658-3630.

Contaminants

The sources of drinking water (both tap water and bottled water) include rivers, lakes, streams, ponds, reservoirs, springs, and wells. As water travels over the surface of the land or through the ground, it dissolves naturally occurring minerals and, in some cases, radioactive material, and can pick up substances resulting from the presence of animals or from human activity.

Contaminants that may be present in source water include:

Microbial contaminants, such as viruses and bacteria, which may come from sewage treatment plants, septic systems, agricultural livestock operations, and wildlife.

Inorganic contaminants, such as salts and metals, which can be naturally-occurring or result from urban stormwater runoff, industrial or domestic wastewater discharges, oil and gas production, mining, or farming.

Pesticides and herbicides, which may come from a variety of sources such as agriculture, urban stormwater runoff, and residential uses.

Organic chemical contaminants, including synthetic and volatile organic chemicals, which are by-products of industrial processes and petroleum production, and can also come from gas stations, urban stormwater runoff, and septic systems.

Radioactive contaminants, which can be naturally occurring or be the result of oil and gas production and mining activities.

In order to ensure that tap water is safe to drink, the EPA prescribes regulations, which limit the number of certain contaminants in water provided by public water systems. The Food and Drug Administration (FDA) regulations establish limits for contaminants in bottled water, which must provide the same protection for public health.

Drinking water, including bottled water, may reasonably be expected to contain at least small amounts of some contaminants. The presence of contaminants does not necessarily indicate that the water poses a health risk. More information about contaminants and potential health effects can be obtained by calling the Environmental Protection Agency's Safe Drinking Water Hotline at **1-800-426-4791**.

In our continuing efforts to maintain a safe and dependable water supply it will be necessary to make improvements in your water system. The costs of these improvements may be reflected in the rate structure. Rate adjustments may be necessary in order to address these improvements.

Some people may be more vulnerable to contaminants in drinking water than the general population. Immuno-compromised persons such as persons with cancer undergoing chemotherapy, persons who have undergone organ transplants, people with HIV/AIDS or other immune system disorders, some elderly, and infants can be particularly at risk from infections. These people should seek advice about drinking water from their health care providers. EPA/CDC guidelines on appropriate means to lessen the risk of infection by Cryptosporidium and other microbiological contaminants are available from the Safe Drinking Water Hotline (800-426-4791).

Please **DO NOT FLUSH** your unused/unwanted medications down toilets or sink drains. For more information, please click <http://www.dep.state.fl.us/waste/categories/medications/pages/disposal.htm>.

Did you know?

The Immokalee Water & Sewer District was created by an Act of the Florida Legislature on July 5, 1978, for the purpose of providing water and sewer services to Immokalee, an unincorporated area of Collier County, Florida. The District operates and maintains the water and sewer plants and systems as a Special District of the State of Florida. The District is governed by a seven-member Board of Commissioners, appointed by the Governor of the State of Florida. The Board of Commissioners administers the District, independent from any other local governing body. The District currently employs approximately 40 people.

Board of Commissioners:

Joseph Brister, Chairman
Patricia Anne Goodnight, Vice Chairman
Bonnie Keen, Secretary
Robert Halman, Treasurer

Magda Ayala, Commissioner
Jack Johnson, Commissioner
Monica Villa, Commissioner